

Revolving doors

EN Safety analysis

142145-05

GEZE

Safety analysis - revolving doors

In accordance with the Machinery Directive 2006/42/EC a risk assessment must be carried out taking the doors user group into consideration. The safety requirements for automatic door systems are stipulated in EN 16005.

The safety analysis (risk assessment)

- takes the required protective measures into account when the machine is placed on the market,
- has to be carried out before initial commissioning at the latest,
- is the "safety-related profile" of the door system,
- specifies how possible dangers can be excluded or reduced at the door system under the consideration of the concrete installation situation and of the users,
- points out possible residual risks.

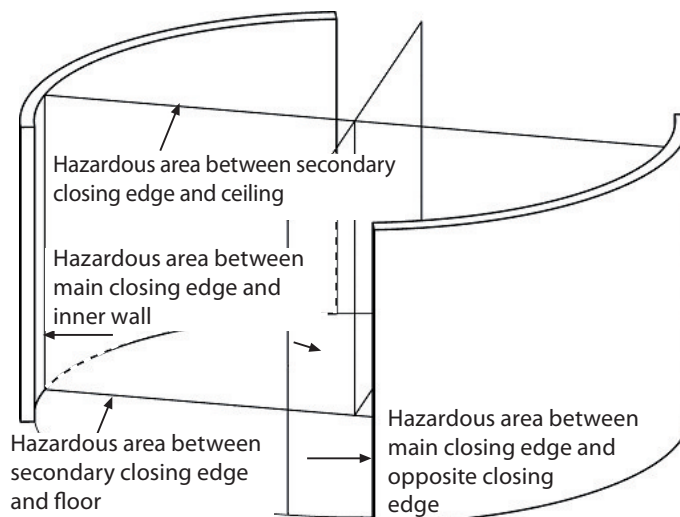
Generally speaking, the avoidance of hazardous areas is to be preferred over the securing of hazardous areas. If a deviation from this risk assessment is established during commissioning of the door system, appropriate measures must be taken to guarantee safe operation of the door system.



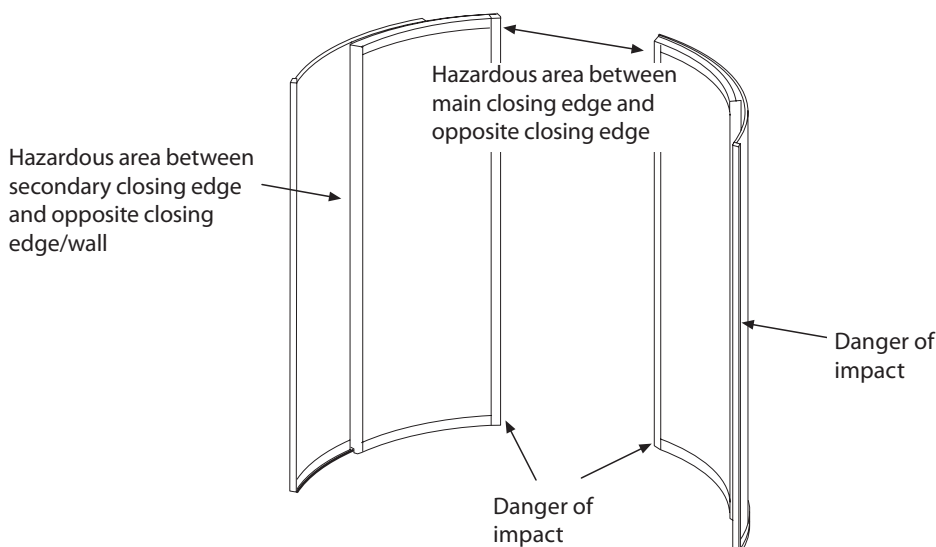
The installer of a door system

- is obliged to carry out a safety analysis (risk assessment) in accordance with EN 16005 and to document this,
- must issue an EC Declaration of Conformity and attach the CE marking in a clearly visible place on the door system.

Hazardous areas on revolving doors



Hazardous areas automatic night-time closer



Door data

Offer number	_____	Order number	_____
Project	_____	Serial no.	_____
Address	_____	Installation site	_____
	_____	Position in the building, door number, designation	_____
Door and drive type	_____		_____
Passage height	_____ mm	Opening width	_____ mm
Radius	_____ mm	Leaf weight (per leaf)	_____ kg
		Number of door leaves	<input type="checkbox"/> 3-leaf <input type="checkbox"/> 4-leaf

Presence of people in special need of protection is to be expected: yes no

Special building conditions (e.g. obstacle in front of the door leaf)

- have not been taken into account, since no details are available
- were taken into account in accordance with the following details:

Safety analysis prepared by

Company	_____	Telephone	_____
Name	_____	Fax	_____
Street	_____	Email	_____
Postcode / City	_____		

Client

Company	_____	Telephone	_____
Name	_____	Fax	_____
Street	_____	Email	_____
Postcode / City	_____		

Mark at least one box per section with a cross!

1 Mechanical protection

Between main closing edge and opposite closing edge
 Danger of crushing and shearing

Safety contact strip mullion

Sensor:

.....

Protection of the leading mullion

Active infrared detector in the access area

.....

Max. speed up to 3 m diameter 1 m/s,
 from 3 m diameter max. 0.75 m/s

Limitation of dynamic force less than 150 N after the protective device has been actuated during use by people in special need of protection.
 Speed $V < \dots$ m/s

Safety contact strip hand safety

.....

Hazardous area not secured (protective measures not sufficient)

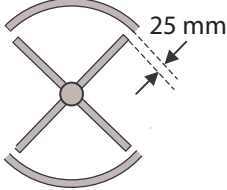
Between main closing edge and inner wall
 Danger of being drawn in

Safety contact strip hand safety

GEZE safety edge

Safety distances ≥ 25 mm

Shearing points at the inner wall have to be prevented by design measures (max. profile projection 10 mm)



.....

Hazardous area not secured (protective measures not sufficient)

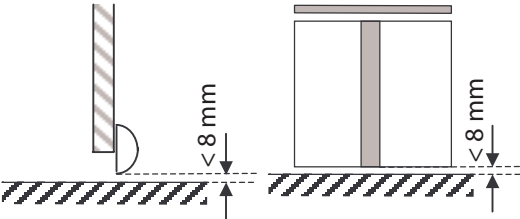
Between secondary closing edge and floor
 Danger of being drawn in

Safety contact strip heel safety

GEZE safety edge

.....

Safe distances



.....

Hazardous area not secured (protective measures not sufficient)

Danger of impact

Mobile safeguarding device; accompanying safety sensor on the leaf (mandatory from 3 m diameter)

Marking on the glass leaves

.....

Hazardous area not secured (protective measures not sufficient)

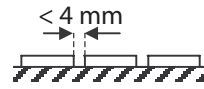
1 Mechanical protection

Danger of shearing between leaf and floor

- Holes in the floor?
 - Yes - further protective measures necessary
 - No

Distances entrance mat < 4 mm?

- Yes



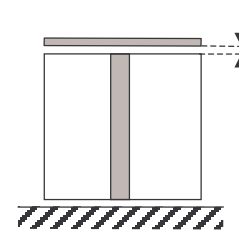
- No - further protective measures necessary:

Safety sensors (safety edge) present?

- Yes - risk is reduced
- No - further protective measures necessary:
-
- Hazardous area not secured (protective measures not sufficient)

Danger of drawing in between secondary closing edge and ceiling

- With passage height over 2500 mm no structural measures necessary.
- With passage height less than 2500 mm:
 - Distance ≥ 25 mm
 - Shearing points at the ceiling have to be prevented by structural measures
-



- Hazardous area not secured (protective measures not sufficient)

Danger of cuts

- Use of the GEZE profile system with rounded-off edges
- Safety glass
-
- Hazardous area not secured (protective measures not sufficient)

Danger of stumbling

- Floor guide slits max. 20 mm wide
- Floor ring max. 12 mm high and ramp-shaped
- Sufficient illumination
-
- Hazardous area not secured (protective measures not sufficient)

Locking in with night mode of operation or door standstill

- Manual revolving (force < 220 N)
- Escape sensor / escape switch
- Lockable programme switch
-
- Hazardous area not secured (protective measures not sufficient)

2 Emergency stop devices

General dangers for persons

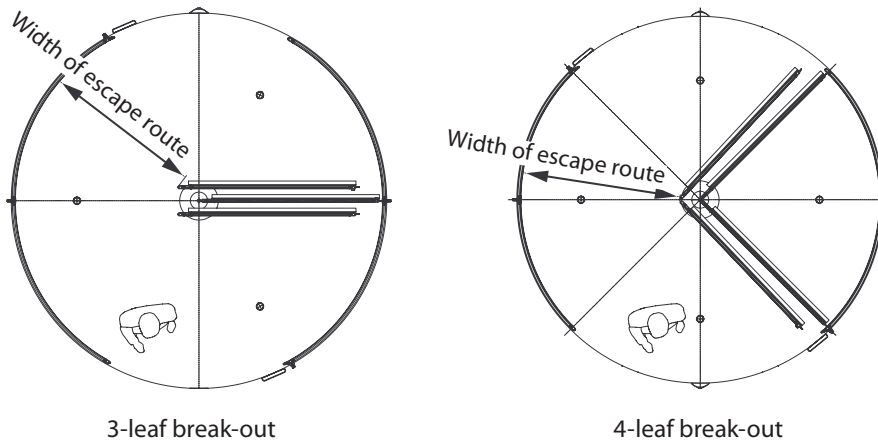
- Emergency stop push button inside
- Emergency stop push button outside
- Safety notes sticker
 - inside
 - outside
-
- Hazardous area not secured (protective measures not sufficient)

3 Additional mechanical protection at revolving doors with turning fittings (break-out function)

- Revolving doors with break-out function
- Break-out pictogram on the leaf rear mounted at every door leaf at eye-level
 - Break-out forces at each leaf < 220 N
 - When the leaves break out by 15° the door comes to a standstill
 -
 - Hazardous area not secured (protective measures not sufficient)

4 At revolving doors suitable for escape and rescue routes

The minimum escape route width is not known Measured escape route width is mm



The minimum escape route width is known The minimum escape route width is observed

5 Protection night-time closer

- | | |
|--|---|
| Night-time closer general | <ul style="list-style-type: none"> <input type="checkbox"/> Locking/stopping the slide door leaves in the open position <input type="checkbox"/> Automatic deactivation of the revolving door if sliding panels are not completely open <input type="checkbox"/> <input type="checkbox"/> Hazardous area not secured (protective measures not sufficient) |
| Night-time closer activation through Deadman | <ul style="list-style-type: none"> <input type="checkbox"/> Activation of automatic night-time closer through Deadman. The travel path can be viewed and is monitored by operating personnel <input type="checkbox"/> <input type="checkbox"/> Hazardous area not secured (protective measures not sufficient) |
| Automatic night-time closer | <ul style="list-style-type: none"> <input type="checkbox"/> Activation of automatic night-time closer through an external signal (e.g. building management system) |

5 Protection night-time closer

Closing movement

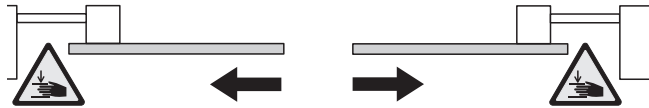
Danger of crushing and impact between the two leaves



- Safety sensor closing, active infrared detector on both sides
-
- Closing speed cm/s (max. 15 cm/s)
-
- Hazardous area not secured (protective measure not sufficient)

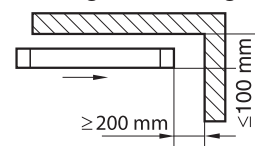
Opening movement

Danger of crushing and impact between the two leaves and surroundings

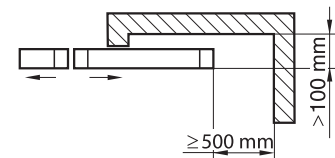


Safe distances

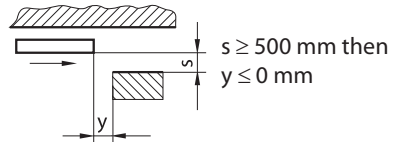
- No danger of crushing for the head area



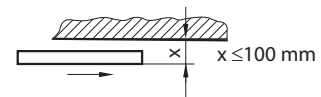
- No danger of crushing for the body



- No danger of crushing for the body



- No danger of impact

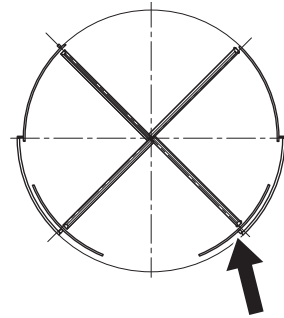


-
- Hazardous area not secured (protective measures not sufficient)

5 Protection night-time closer

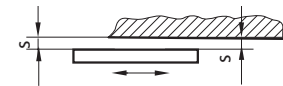
Danger of shearing between door leaf and surroundings

- Safety sensor opening
- Light spot
 -
 - Use of 22 mm glass to avoid a shearing edge



Safety distances are observed

- Yes
- No
-
- Hazardous area not secured (protective measure not sufficient)



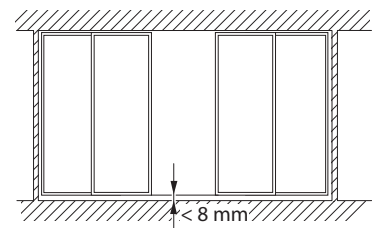
Finger $s \leq 8$ mm
or 25 mm $< s \leq 30$ mm

Opening and closing movement

Danger of being drawn in between leaf and floor

Safety distances are observed

- Yes
- No
-



Hazardous area not secured (protective measure not sufficient)

Risk of entrapment

- The revolving mechanism (turnstile) does not lock when automatic night-time closer is used
-
- Hazardous area not secured (protective measure not sufficient)

Protection

Danger of cuts

- Safety glass (toughened safety glass, laminated safety glass)
-

Danger of stumbling

- Floor guide slots ≤ 20 mm wide
- Floor guide and thresholds ≤ 12 mm high and ramp-shaped
- No obstacles in the passage
-
- Hazardous area not secured (protective measures not sufficient)

Danger of collision with glass door

- Marking of the glass (sticker etc.)
-

Residual risks, special functions, change of use, other agreements

Indications of existing residual risks

No Yes

- Unauthorised locking of the door
- Steps or stairs directly near the door
- Danger during cleaning of the protective leaf/safety leaf
- Danger of being locked in interlocking door and vestibule systems
- Danger of impact, crushing and shearing through emergency lock: door closes without safety features
- Danger of crushing and shearing with door handles
- Make a note to operator on on-site stickers
- Danger of bumping into a leaf when a safety device responds
- With underfloor drive: Drain connection is available and working
- Risk through operating errors, instruction of personnel on site
- Drawing-in spot in the drum wall during opening movement of the night-time closer: Minimum residual risk since there is no-one within the turnstile area during the opening movement
- Revolving door with positioning drive moves slowly to the next end position. Travel path is not secured
- _____
- _____
- _____

Final evaluation of the system

- The protective measures named are sufficient. The system meets the requirements as per EN 16005.
- The protective measures named are **not** sufficient. The system does **not** meet the requirements as per EN 16005. Therefore it must not be put into operation since there are significant dangers for the user!

Change in use / other agreements

Place, date

Name of author of the safety analysis
in block letters

Signature of author of the safety
analysis

Germany
GEZE GmbH
Niederlassung Süd-West
Tel. +49 (0) 7152 203 594
E-Mail: leonberg.de@geze.com

GEZE GmbH
Niederlassung Süd-Ost
Tel. +49 (0) 7152 203 6440
E-Mail: muenchen.de@geze.com

GEZE GmbH
Niederlassung Ost
Tel. +49 (0) 7152 203 6840
E-Mail: berlin.de@geze.com

GEZE GmbH
Niederlassung Mitte/Luxemburg
Tel. +49 (0) 7152 203 6888
E-Mail: frankfurt.de@geze.com

GEZE GmbH
Niederlassung West
Tel. +49 (0) 7152 203 6770
E-Mail: duesseldorf.de@geze.com

GEZE GmbH
Niederlassung Nord
Tel. +49 (0) 7152 203 6600
E-Mail: hamburg.de@geze.com

GEZE Service GmbH
Tel. +49 (0) 1802 923392
E-Mail: service-info.de@geze.com

Austria
GEZE Austria
E-Mail: austria.at@geze.com
www.geze.at

Baltic States –
Lithuania / Latvia / Estonia
E-Mail: baltic-states@geze.com

Benelux
GEZE Benelux B.V.
E-Mail: benelux.nl@geze.com
www.geze.be
www.geze.nl

Bulgaria
GEZE Bulgaria - Trade
E-Mail: office-bulgaria@geze.com
www.geze.bg

China
GEZE Industries (Tianjin) Co., Ltd.
E-Mail: chinasales@geze.com.cn
www.geze.com.cn

GEZE Industries (Tianjin) Co., Ltd.
Branch Office Shanghai
E-Mail: chinasales@geze.com.cn
www.geze.com.cn

GEZE Industries (Tianjin) Co., Ltd.
Branch Office Guangzhou
E-Mail: chinasales@geze.com.cn
www.geze.com.cn

GEZE Industries (Tianjin) Co., Ltd.
Branch Office Beijing
E-Mail: chinasales@geze.com.cn
www.geze.com.cn

France
GEZE France S.A.R.L.
E-Mail: france.fr@geze.com
www.geze.fr

Hungary
GEZE Hungary Kft.
E-Mail: office-hungary@geze.com
www.geze.hu

Iberia
GEZE Iberia S.R.L.
E-Mail: info.es@geze.com
www.geze.es

India
GEZE India Private Ltd.
E-Mail: office-india@geze.com
www.geze.in

Italy
GEZE Italia S.r.l. Unipersonale
E-Mail: italia.it@geze.com
www.geze.it

GEZE Engineering Roma S.r.l
E-Mail: italia.it@geze.com
www.geze.it

Korea
GEZE Korea Ltd.
E-Mail: info.kr@geze.com
www.geze.com

Poland
GEZE Polska Sp.z o.o.
E-Mail: geze.pl@geze.com
www.geze.pl

Romania
GEZE Romania S.R.L.
E-Mail: office-romania@geze.com
www.geze.ro

Russia
OOO GEZE RUS
E-Mail: office-russia@geze.com
www.geze.ru

Scandinavia – Sweden
GEZE Scandinavia AB
E-Mail: sverige.se@geze.com
www.geze.se

Scandinavia – Norway
GEZE Scandinavia AB avd. Norge
E-Mail: norge.se@geze.com
www.geze.no

Scandinavia – Denmark
GEZE Danmark
E-Mail: danmark.se@geze.com
www.geze.dk

Singapore
GEZE (Asia Pacific) Pte, Ltd.
E-Mail: gezesea@geze.com.sg
www.geze.com

South Africa
GEZE South Africa (Pty) Ltd.
E-Mail: info@gezesa.co.za
www.geze.co.za

Switzerland
GEZE Schweiz AG
E-Mail: schweiz.ch@geze.com
www.geze.ch

Turkey
GEZE Kapı ve Pencere Sistemleri
E-Mail: office-turkey@geze.com
www.geze.com

Ukraine
LLC GEZE Ukraine
E-Mail: office-ukraine@geze.com
www.geze.ua

United Arab Emirates/GCC
GEZE Middle East
E-Mail: gezeme@geze.com
www.geze.ae

United Kingdom
GEZE UK Ltd.
E-Mail: info.uk@geze.com
www.geze.com

GEZE GmbH
Reinhold-Vöster-Straße 21–29
71229 Leonberg
Germany

Tel.: 0049 7152 203 0
Fax.: 0049 7152 203 310
www.geze.com

